

Customer \_\_\_\_\_

Rep initials \_\_\_\_\_ Date \_\_\_\_\_

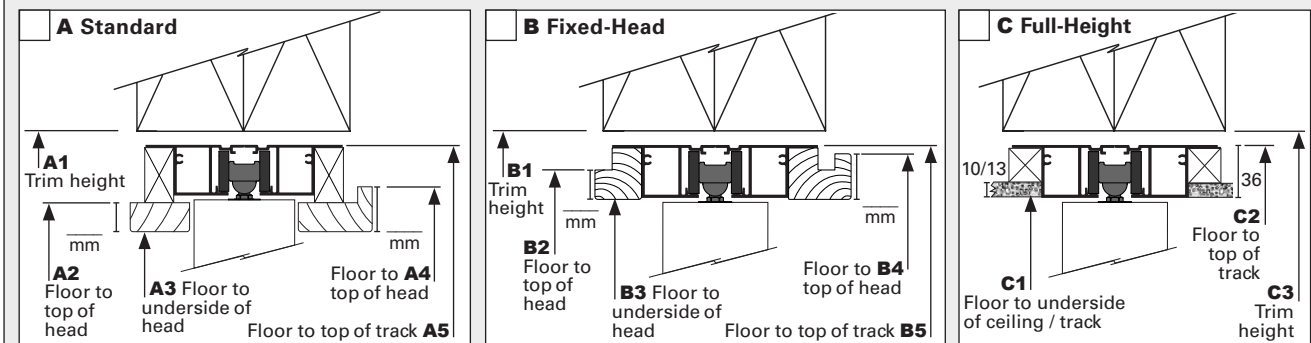
Address/  
contact \_\_\_\_\_

Door location \_\_\_\_\_



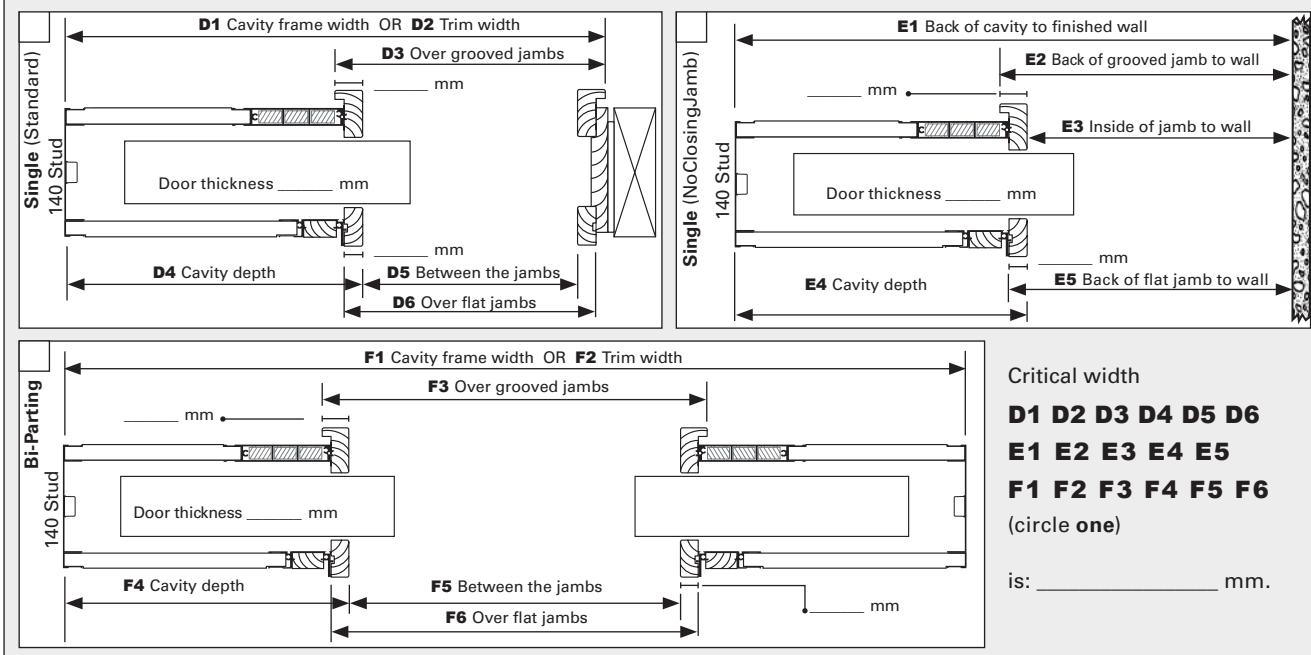
One door per form

### Select Head Detail (A, B or C)



Critical height dimension: **A1 A2 A3 A4 A5 B1 B2 B3 B4 B5 C1 C2 C3** (Circle one) is: \_\_\_\_\_ mm.

### Select Plan View (D, E or F)



Critical width  
**D1 D2 D3 D4 D5 D6**  
**E1 E2 E3 E4 E5**  
**F1 F2 F3 F4 F5 F6**  
(circle one)  
is: \_\_\_\_\_ mm.

### Flooring:

Will cavity frame sit hard on top of the **finished** or **unfinished** floor?

#### ☐ 1. Finished floor

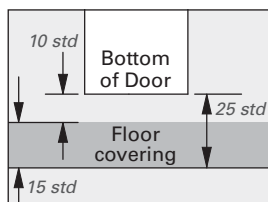
Required clearance from bottom of door to finished floor:

\_\_\_\_\_ mm (minimum 10mm)

#### ☐ 2. Unfinished floor

Proposed total thickness of floor covering (incl. adhesive/underlay):

\_\_\_\_\_ mm (standard 15mm, e.g. typical carpet & underlay)



Required clearance from bottom of door to finished floor:

(minimum 10mm) \_\_\_\_\_ (typical 10mm)

Signed by CS rep \_\_\_\_\_

Rep's contact no. \_\_\_\_\_

Signed by (or on behalf of customer) \_\_\_\_\_

Print name \_\_\_\_\_

### Options

#### Wall configuration

☐ 10/140/10 ☐ 13/140/13

☐ Other \_\_\_\_\_

#### SofStop®

☐ Soft Close ☐ Soft Open

☐ Ply Panel (Indicate handing)

#### Site Access

☐ OK ☐ Track Off

☐ Hiab ☐ Site Assembly

### Door

Type \_\_\_\_\_

Finish \_\_\_\_\_

Glass \_\_\_\_\_

H/W \_\_\_\_\_

CS Fitting H/W Y / N

H/W height \_\_\_\_\_

Who is supplying the door?

☐ Cust. ☐ CS ☐ No door

☐ Use door size as critical measurement

Height \_\_\_\_\_ Width \_\_\_\_\_

Please contact your rep for job progress enquiries or contact your nearest office:

#### Auckland Head Office

T 09 276 0800

E salesaki@csfordoors.co.nz

#### Waikato

T 07 928 0800

E salesbop@csfordoors.co.nz

#### Christchurch

T 03 348 6158

E saleschch@csfordoors.co.nz